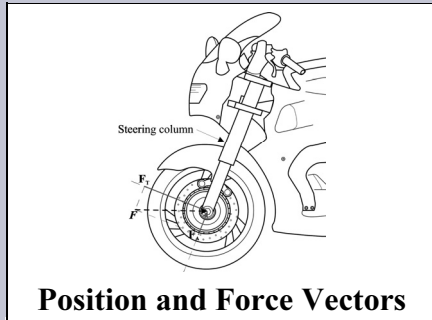


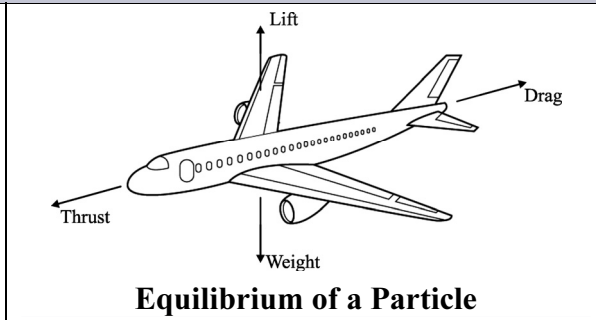
ENGINEERING STATICS

CONCEPTS ♦ APPLICATIONS ♦ WORKSHEETS

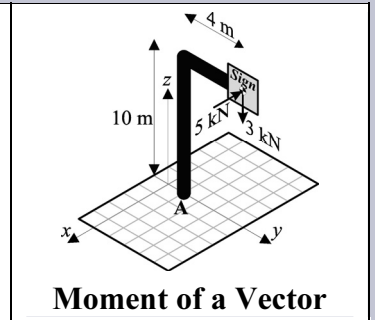
SECOND EDITION



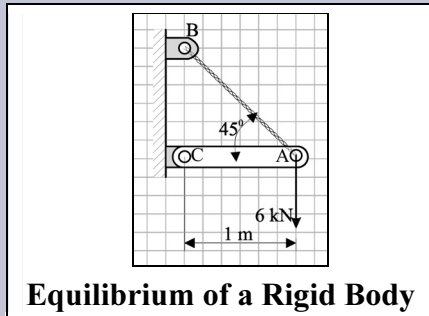
Position and Force Vectors



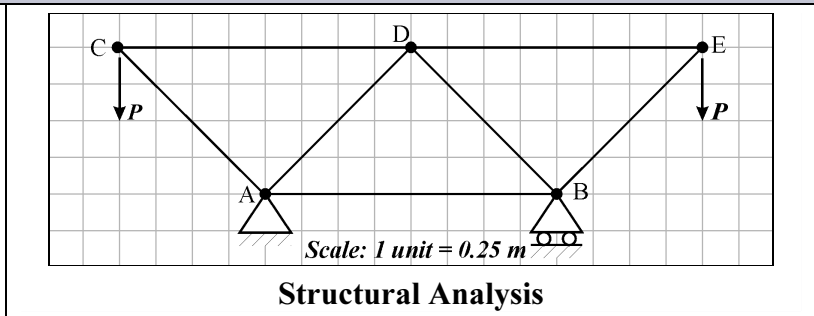
Equilibrium of a Particle



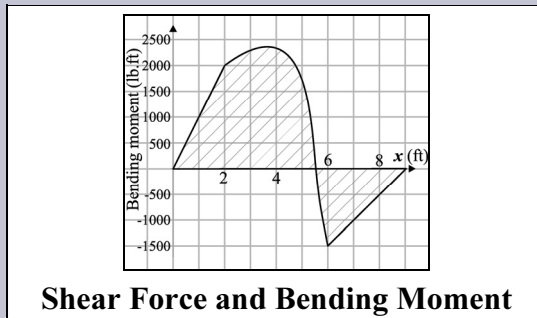
Moment of a Vector



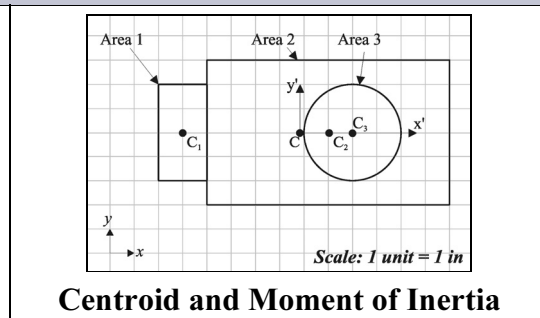
Equilibrium of a Rigid Body



Structural Analysis



Shear Force and Bending Moment



Centroid and Moment of Inertia

Sridhar S. Condoor

Department of Aerospace and Mechanical Engineering
Saint Louis University

SDC
PUBLICATIONS

Schroff Development Corporation
www.schroff.com

Better Textbooks. Lower Prices.

TABLE OF CONTENTS

PREFACE	i
ABOUT THE AUTHOR	ii
TABLE OF CONTENTS	iii

I. INTRODUCTION

1.1. What is Mechanics?	1
1.2. Newton's Laws of Motion	2
1.3. Mass and Weight	4
1.4. Working with Units	4
1.5. Working with Numbers	6

II. POSITION & FORCE VECTORS

2.1. Scalars and Vectors	13
2.2. Position and Force Vectors	14
2.3. Manipulating Vectors	15
2.4. Two-Dimensional Cartesian Vectors	27
2.5. Three-Dimensional Cartesian Vectors	43
2.6. Dot Product or Scalar Product	48

III. EQUILIBRIUM OF A PARTICLE

3.1. Equilibrium and Static Equilibrium	63
3.2. Springs	64
3.3. The Free Body Diagram	66
3.4. One-Dimensional Systems in Equilibrium	68
3.5. Friction	83
3.6. Two-Dimensional Systems in Equilibrium	85
3.7. Three-Dimensional Systems in Equilibrium	103

IV. THE MOMENT VECTOR

4.1. Formulation of the Moment Vector about a Point	123
4.2. Twisting and Bending Moments	133
4.3. Vector Formulation of Moment	134
4.4. Moment of a Force about an Axis	147
4.5. Moment of a Couple	155
4.6. Equivalent Systems	159

V. EQUILIBRIUM OF A RIGID BODY

5.1. Equilibrium of a Rigid Body	169
5.2. Support Reactions for a Coplanar Force System	169
5.3. Analysis Procedure	171
5.4. Two- and Three-Force Members in Equilibrium	171
5.5. Distributed Force Systems	181
5.6. Equilibrium of a Two-Dimensional System	189
5.7. Equilibrium of a Three-Dimensional System	205

VI. STRUCTURAL ANALYSIS

6.1. What is Structural Analysis?	211
6.2. What is a Truss?	212
6.3. Development of a Truss	212
6.4. Assumptions	214
6.5. Method of Joints	214
6.6. Zero-Force Members	216
6.7. Method of Sections	229
6.8. Frames and Machines	243

VII. SHEAR FORCES & BENDING MOMENTS

7.1. What is a Beam?	253
7.2. Types of Loading	253
7.3. Types of Beams	254
7.4. Shear Force & Bending Moment Determination at a Particular Section	259
7.5. Sign Convention	275
7.6. Shear Force & Bending Moment Diagrams	275
7.7. Alternative Approach for Creating Shear Force & Bending Moment Diagrams	299

VIII. THE CENTROID & THE MOMENT OF INERTIA

8.1. The Centroid	317
8.2. Center of Mass	323
8.3. Moment of Inertia	337

APPENDIX A	355
-------------------	------------